


NANO AQUASCAPES

AFTERCARE GUIDE

1



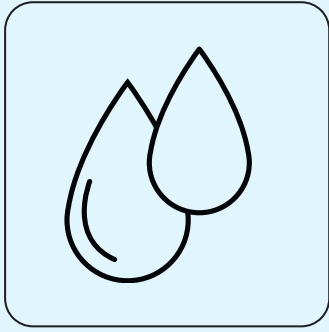
LIGHTING (DAILY)

- 6–8 hours per day
- Use a timer if possible

Too much light = algae

Consistency matters more than intensity


2



WATER CHANGES (WEEKLY)

- Change 20–30% weekly
- Use room-temp water
- Pour **slowly** to avoid disturbance

3




FEEDING (FOR FISH OR SHRIMP)

- Small amounts, 2–3x per week
- Only what they can finish quickly

Note: Overfeeding is the biggest mistake

4



PLANT MAINTENANCE (EVERY 2-4 WEEKS)

- Trim overgrown plants
- Remove dead leaves

5

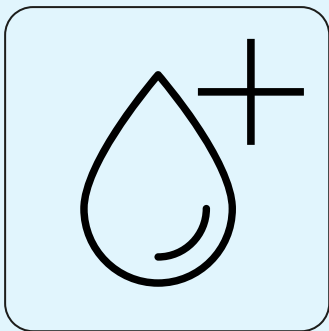


ALGAE CONTROL (NORMAL PHASE)

- Some algae at first is normal
- Wipe glass if needed

The tank is stabilizing, not failing

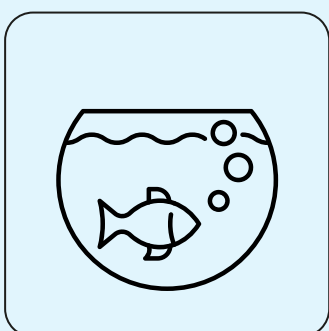
6



WATER TOP UP

- Top up if water drops
- No need for a full change

7



WHAT TO EXPECT

- Weeks 1–2: Cloudy, some algae
- Weeks 3–4: Plants start settling
- Month 2+: Fuller, refined look
- Don't constantly rearrange
- Don't overuse products
- Don't expect perfection immediately